

THE PRINTERS THAT ARE EQUALLY OBSESSED.



## PHOTOGRAPHERS SHOOT USING THE MARK OF QUALITY

---

Highly regarded among professional photographers, Canon L-Series lenses are distinguished by a bold red ring around the outer barrel.

By combining the use of a Canon camera and an imagePROGRAF PRO Series printer, photographers are able to achieve a unique, input-to-output solution known as Crystal-fidelity.





From professional photographers to graphic designers, they openly share what they need and want in a printer, like stunning, black-and-white prints with deep blacks, detailed gradations, and a wide color gamut that accurately reproduces even the most difficult colors.

The Canon imagePROGRAF 60" PRO-6000, 44" PRO-4000, and 24" PRO-2000 professional large-format printers offer an 11-Color plus Chroma Optimizer ink system that does it all. The best printers Canon has ever engineered, distinguished by a bold red line.



© Onne Van Der Wal, Canon Explorer of Light



© George Lepp, Canon Explorer of Light





## LUCIA PRO INK SYSTEM

---


The LUCIA PRO 11-Color plus Chroma Optimizer ink system can satisfy the demands of the most critical photographer or graphic artist. A dense droplet placement provides a broad color gamut and the Chroma Optimizer provides improved gloss uniformity for superb color and anti-bronzing. Incredibly accurate color reproduction, outstanding image clarity, and enhanced detail in darker areas help distinguish each print. On fine art papers, deep black density renders even the finest shadow detail for a print that becomes a work of art.



## WIDE COLOR GAMUT

The microencapsulated LUCIA PRO ink set is tightly arranged on the paper with each print head pass—creating a wide color gamut. The Blue and Magenta inks have been formulated to render brilliant color when printing vibrant landscapes while the Black inks can capture the finest detail in the darkest areas of your images bringing them to light.







UP TO 32,256,000

INK DROPLETS PER SECOND  
ARE PLACED ON THE PAPER.



1.28inch

## 1.28"-WIDE PRINT HEAD

At the heart of the imagePROGRAF PRO Series printers is a 1.28"-wide print head with 18,432 nozzles. Using one print head as opposed to two, like previous imagePROGRAF 12-color models, the PRO Series is able to achieve faster print speeds.

### ANTI-CLOGGING TECHNOLOGY

Ink ejection conditions are precisely checked with sensors, so if a clog is detected, another nozzle automatically provides backup. In addition to helping to prevent wasted prints due to clogging, this also helps reduce the frequency of nozzle cleaning required.

### NO SWITCHING OF BLACK INKS

On other brands of printers, switching from Matte Black to Photo Black consumes a significant amount of ink and time. The PRO Series is designed to work seamlessly when changing paper types. Matte Black and Photo Black inks have their own dedicated nozzles, so no switching is necessary. You can print on fine art paper then glossy paper with no worries, no changes, and no waste.

### MULTI-SENSOR

All PRO Series devices include a built-in multi-sensor to help ensure color consistency, not only from one print to the next, but also from one PRO Series device to another. With the included Device Management Console Software, calibrate and monitor up to 50 PRO Series devices with ease on both Canon and non-Canon media, ensuring highly consistent color.

### COLOR CALIBRATION

Producing the correct color is paramount when printing high-quality, archival work. The built-in Color Calibration function uses a multi-sensor to read color density and automatically calibrate the printer, so that the last print looks as stunning as the first.









## ADVANCED MEDIA HANDLING

### MULTIFUNCTION ROLL SYSTEM


The Multifunction Roll System—standard with the PRO-6000 and optional for the PRO-4000 and PRO-2000 printers—can be used in two different ways. It can enable you to load a second roll of a different media type and size at the same time so that you can automatically switch from printing on matte to gloss paper without interrupting your workflow, or the unit can be operator-configured as a bi-directional Take-up unit.

### EFFORTLESS MEDIA LOADING

Loading media on a Canon large-format printer has never been easier than on the imagePROGRAF PRO Series printers. Simply set the roll holder in the printer, rotate the roll holder handles, and let the media automatically feed into the printer. There's no need to touch the paper, helping to decrease the risk of creasing and blemishes.







## ENGINEERED OBSESSED

### L-COA PRO

This high-precision control engine performs the high-speed processing of massive amounts of image data, generates the printing data, and controls the optimal ink layout for the purpose of achieving high-resolution prints.

### UNIBODY DESIGN

The unibody structure was engineered to provide a strong platform for stable print head scanning, resulting in precise ink droplet placement. Now it's easier to achieve the perfect combination of speed and high-quality printing.

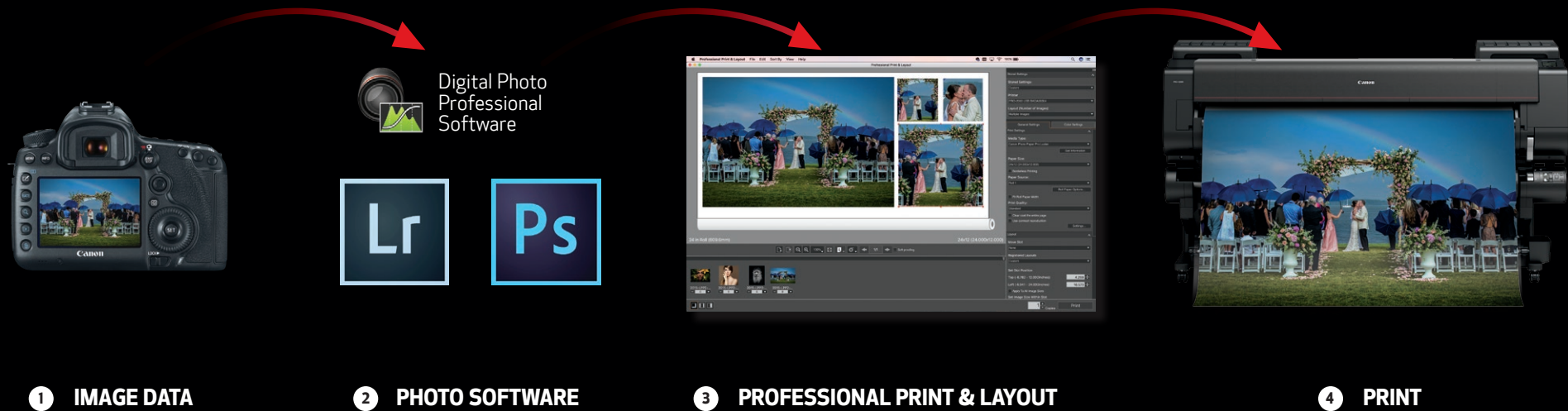
### HIGH-CAPACITY INK TANKS

Available in 160 ml, 330 ml, and 700 ml ink tanks, you're now given the flexibility to purchase ink based on your printing needs. You can purchase 700 ml Photo Black ink tanks for all those monochrome images and 160 ml Magenta ink tanks for the occasional sunset image. This gives you the power to purchase ink based on the color frequency at which images are printed.

### SUB-INK TANK SYSTEM

The Sub-Ink Tank System works to remove all the ink in the tank before having to replace it, helping to eliminate any wasted ink. The empty tanks can also be replaced on the fly, without stopping the printer. This is extremely useful during long print jobs.

## CANON WORKFLOW



## PROFESSIONAL PRINT & LAYOUT

Canon's Professional Print & Layout (PPL) workflow software for imagePROGRAF PRO Series printers for professional photo printing delivers enhanced layout settings, intuitive operation, preview, and color management, all supported in a seamless, photo printing experience.

### Key features:

- Can be used as standalone RIP or as export module in Adobe® Photoshop, Adobe® Lightroom or Canon Digital Photo Professional
- Create and save custom layouts
- Nesting of images
- Crop images
- Soft proofing
- Preview of multiple images at the bottom of the software
- Save presets - "Favorite Setting"
- Zoom in and out of images
- Black point compensation





## PRINTER MANAGEMENT SOLUTIONS

---

### Wi-Fi® CONNECTIVITY

Stay connected. Wi-Fi connectivity is now standard with the imagePROGRAF PRO Series printers.

### ACCOUNTING MANAGER

In today's printing environment, it's more important than ever to understand how much each print job is costing your business. Both Mac® and Microsoft® compatible, Accounting Manager serves as a powerful feature, used for accurately managing your print costs. With Accounting Manager, you can track the ink and paper consumption of up to 50 printers!

### QUICK UTILITY TOOLBOX

Canon PRO Series printer software and tools can be accessed conveniently from the Quick Utility Toolbox.

### DIRECT USB DRIVE PRINTING

PDF and JPEG files can be directly printed on the imagePROGRAF PRO-6000, PRO-4000, and PRO-2000 printers from a USB thumb drive. Simply input the thumb drive into the USB port on the printer, preview the image on the operation panel, and print! Fast and easy printing without the use of a computer.

### DEVICE MANAGEMENT CONSOLE

The Device Management Console software, ideal for fleet management, lets you perform color calibrations remotely. You can monitor the printer status of up to 50 units from any location in the world, be notified via e-mail when an error has occurred, or check the amount of ink left in the printers—without ever having to leave the comfort of your desk.



# imagePROGRAF PRO-6000 / 4000 / 2000

## TECHNICAL INFORMATION

### PRINT

Printing Technology	FINE: Full-Photolithography Nozzle Engineering
Head Configuration	12-Channel Integrated Type
Nozzle Configuration	1,536 Nozzles x 12 Channels: 18,432 Total
Minimum Droplet Size	4 Picoliters per Color
Maximum Print Resolution	Up to 2400 x 1200 dpi
Ink Information	Type: Pigment-Based LUCIA PRO Ink Technology PFI-1100 (160 ml): PBK, MBK, C, M, Y, PC, PM, GY, PGY, R, B, + CO PFI-1300 (330 ml): PBK, MBK, C, M, Y, PC, PM, GY, PGY, R, B, + CO PFI-1700 (700 ml): PBK, MBK, C, M, Y, PC, PM, GY, PGY, R, B, + CO

### PRINTER SPECS

Print Head	PF-10 (1)
Colors	Photo Black, Matte Black, Cyan, Magenta, Yellow, Photo Cyan, Photo Magenta, Gray, Photo Gray, Red, Blue, Chroma Optimizer
Ink Tank Shipped with Printer	12 Tanks: <b>PRO-6000</b> (330 ml Tank, Each Color) <b>PRO-4000</b> (330 ml Tank, Each Color) <b>PRO-2000</b> (160 ml Tank, Each Color)
Hard Disk Capacity	320 GB
Printer Memory	3 GB
Printer Stand	Standard
Display	3.5" Color LCD Touch-Screen
Size/Weight (with basket open)	<b>PRO-6000:</b> 46.0" (H) x 78.7" (W) x 38.7" (D)/Approximately 368 lb. <b>PRO-4000:</b> 46.0" (H) x 62.7" (W) x 38.7" (D)/Approximately 271 lb. <b>PRO-2000:</b> 46.0" (H) x 43.7" (W) x 38.7" (D)/Approximately 223 lb.

### MEDIA

Media Feed	Front-Loading Roll Feed: One Roll, Front Output Front-Loading Manual Feed: Front Loading, Front Output
Media Width	<b>PRO-6000:</b> 8" - 60" (Cut-Sheet and Roll) <b>PRO-4000:</b> 8" - 44" (Cut-Sheet and Roll) <b>PRO-2000:</b> 8" - 24" (Cut-Sheet and Roll)
Minimum Media Length	8"
Maximum Print Length*	59" (Roll Paper) 63" (Cut-Sheet)
Borderless Printing Widths	<b>PRO-6000:</b> 10"/14"/17"/24"/36"/42"/44"/50"/54"/60" <b>PRO-4000:</b> 10"/14"/17"/24"/36"/42"/44" <b>PRO-2000:</b> 10"/14"/17"/24"
Media Thickness	.07 mm - .8 mm
Media Core Sizes	2" or 3" Core (with Supplied Adaptor)
Printable Margins	Roll Paper: Top: 3 mm; Bottom: 3 mm; Side: 3 mm Borderless: Top: 0mm; Bottom: 0mm; Sides: 0mm Cut-Sheet: Top: 3 mm; Bottom: 20 mm; Side: 3 mm
Maximum Media Roll (Outer Diameter)	6.7" (170 mm)

### MEDIA CONTINUED

Fine Art Media	Photo Paper Pro Premium Matte, Fine Art Natural, German Etching by Hahnemühle, Fine Art Bright White, Artistic Satin Canvas, Artistic Matte Canvas, Water Resistant Matte Canvas, Fine Art Photo Rag by Hahnemühle, Fine Art Enhanced Velvet, Premium Fine Art Smooth
Photographic/Glossy Paper	Photo Paper Pro Premium Platinum, Photo Paper Pro Luster, Satin Photo Paper, Glossy Photo Paper, Premium RC Photo Matte, Premium RC Photo Luster, Premium Glossy Photographic Paper, Premium Semi-Glossy Photographic Paper, Premium Metallic PhotoGloss For a complete listing, please visit <a href="http://www.usa.canon.com/consumables">www.usa.canon.com/consumables</a>

### GENERAL

Interfaces	Hi-Speed USB, 10/100/1000Base-T/TX, Wireless LAN (IEEE 802.11 b/g/n)**
Printer Language	Swift Graphic Raster (SGRaster)
Recommended Operating Environment*	Temperature: 59° - 86° F (15 - 30 C°), Humidity: 10 - 80% (No Condensation)
Power Supply	AC 100-240 V (50 - 60 Hz)
Power Consumption	<b>PRO-6000</b> Maximum: 103W or Less <b>PRO-4000</b> Maximum: 112 W or Less <b>PRO-2000</b> Maximum: 88 W or Less Standby: 3.6 W or Less Power Off: 0.5 W or Less
Printing Software	imagePROGRAF Printer Driver, Professional Print & Layout,* Print Plug-In for Microsoft Office, PosterArtist Lite††
Optional Software	PosterArtist
OS Compatibility	32-bit: Windows® Vista/7/8/8.1/10 64-bit: Windows Vista/7/8/8.1/10 Mac: OS X 10.7.5 - 10.11/OS 10.12
Utilities	Accounting Manager, Device Management Console, Media Configuration Tool, Quick Utility Toolbox
User-Replaceable Items	Print Head (PF-10) Maintenance Cartridge (MC-30) Rotary Cutter (CT-07)
Options	<b>PRO-6000:</b> Roll Holder Set (RH2-65) <b>PRO-4000:</b> Multifunction Roll System (RU-41) Roll Holder Set (RH2-45) <b>PRO-2000:</b> Multifunction Roll System (RU-21) Roll Holder Set (RH2-27)

For a complete listing of specifications, please visit [usa.canon.com/largeformat](http://usa.canon.com/largeformat).

\* The maximum printable length varies, depending on the application, OS, and RIP used.

\*\* Wireless printing requires a working network with wireless 802.11b/g or 802.11n capability. Wireless performance may vary based on terrain and distance between the printer and wireless network clients.

■ For the temperature and humidity conditions of papers such as photo paper, refer to the paper's packaging or the supplied instructions.

† Professional Print & Layout software is compatible with Adobe Photoshop CS5/CS6/CC/CC (2014)/CC (2015), Adobe Photoshop Lightroom 3/4/5/6, and Canon Digital Professional 3.12 or later.

†† PosterArtist Lite is only available with the PRO-2000 and PRO-4000 printers.

USA.CANON.COM/LARGEFORMAT



**COPYFREE**  
Document Imaging & Solutions

601 S. SAN GABRIEL BLVD. SAN GABRIEL, CA 91776  
(888) 405-9888  
[www.copyfree.com](http://www.copyfree.com)

**Canon**  
SEE IMPOSSIBLE

Canon and imagePROGRAF are registered trademarks and LUCIA PRO and the GENUINE logo are trademarks of Canon Inc. in the United States and may also be registered trademarks or trademarks in other countries. Wi-Fi is a registered trademark of the Wi-Fi Alliance. All other referenced product names and marks are trademarks of their respective owners. Specifications and availability subject to change without notice. Certain images and effects are simulated. Not responsible for typographical errors. ©2019 Canon U.S.A., Inc. All rights reserved.

0216W413  
0219R1-6000/4000/2000M-BIH

**CANON**  
**GENUINE**  
TONER, CARTRIDGE  
& PARTS